

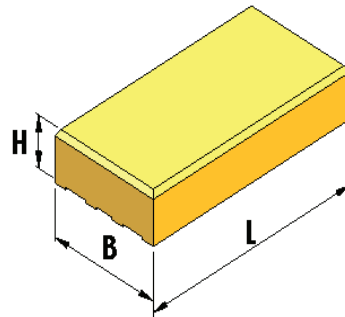
SERIES CLASSIC

CLINKER PRODUCTS

Clinker STANDART

Dimensions (mm)		
L	B	H
100	100	30*
100	100	40
100	100	52
200	100	30*
200	100	40
200	100	52
200	200	30*
200	200	40
200	200	52

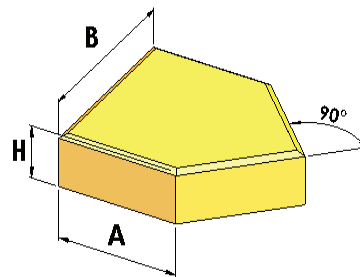
* Only for hard laying (for pedestrian areas)



Clinker PENTAGON

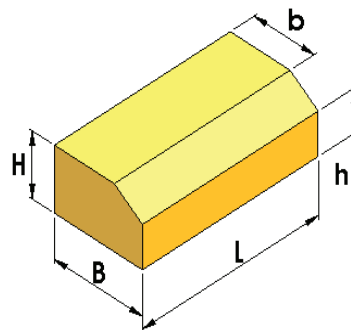
Dimensions (mm)		
A	B	H
100	141	30*
100	141	40
100	141	52

* Only for hard laying (for pedestrian areas)



Clinker CURBSTONE

Dimensions (mm)				
L	B	H	b	h
200	100	50	68	30
200	100	60	68	40
200	100	72	68	52



Dimensional tolerances:
According to BDS EN1344 (R1)

